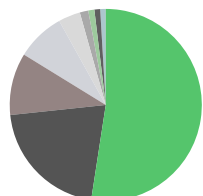
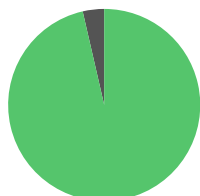


The Ostrica Public Private Equity Fund provides exposure to three proven Ostrica investment categories (Developed Markets, Emerging Markets and Guts & Quants). Ostrica creates a focused portfolio with exposure to secular growth themes through means of individual stocks and similar instruments, that focuses on unique companies with strong balance sheets and growth positions within their specific areas. The final weight to Developed Market stocks, Emerging Market stocks and Guts & Quants stocks is dependent on quantitative models that rebalance monthly, which include both top down and idiosyncratic variables. Ostrica uses specific principles of strong risk management providing the fund with a stable investment. Making use of the newest technology, smart algorithms and big data, we create outperforming equity portfolios with downside risk protection. This means our portfolio is hedged in falling markets and leveraged in soaring markets. To create a hedged position for protection, we sell equity and currency futures contracts on equity indices and currencies.

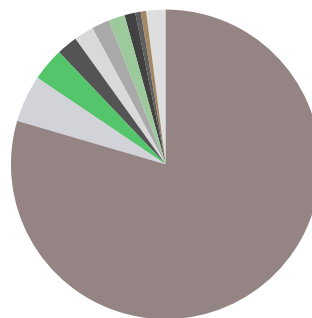


Technology	52.42
Communications	20.89
Industrial	10.45
Consumer, Non-cyclical	8.17
Consumer, Cyclical	3.69
Energy	1.43
Basic Materials	1.03
Utilities	0.97
Financial	0.93



Stock	96.40
Cash	3.60

Asset Allocations (%)



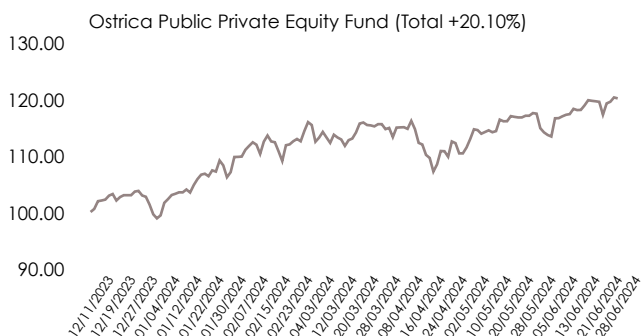
United States	79.53
United Kingdom	4.91
Netherlands	3.46
Taiwan	2.18
Germany	2.06
Mexico	1.86
Brazil	1.71
South Korea	1.13
Philippines	0.57
India	0.56
Other	2.03

Return (Total)	20.10
Max Drawdown	-7.73
Std Dev	15.85
Sharpe Ratio	2.21
Beta	1.02
Sortino Ratio	3.25
Jensen's Alpha	7.08

NVIDIA Corp	6.81
AppLovin Corp	4.45
Dell Technologies Inc	4.14
Crowdstrike Holdings Inc	3.59
Microsoft Corp	3.56
Intuit Inc	3.51
ServiceNow Inc	3.51
Advanced Micro Devices Inc	3.48
ASM International NV	3.11
Meta Platforms Inc	3.08

BaseCurrency	Euro
Firm name	Ostrica B.V.
Investment Type	Open-End Fund
Management Fee	1.25
Inception Date	11/12/2023
Fund Size	24,046,629
ISIN	NL0015001QZ0
Latest Dividend	N/A
Latest Dividend Date	N/A
Global Category	Global Equity Large Cap
Morningstar rating	N/A

	Value	Blend	Growth	Datapoint Name	
Small				Equity Style Box (L)	
	Mid			Largest Blend	
				80.71	Market Cap Large
				6.62	Market Cap Mid
Large			3.70	Market Cap Small	
			11.97	Not Classified	



	Jan	Feb	Mar	Apr	May	Jun	Jul	Aug	Sep	Oct	Nov	Dec
2024	3.15	7.70	1.06	-4.47	3.37	5.27						
2023											2.92	