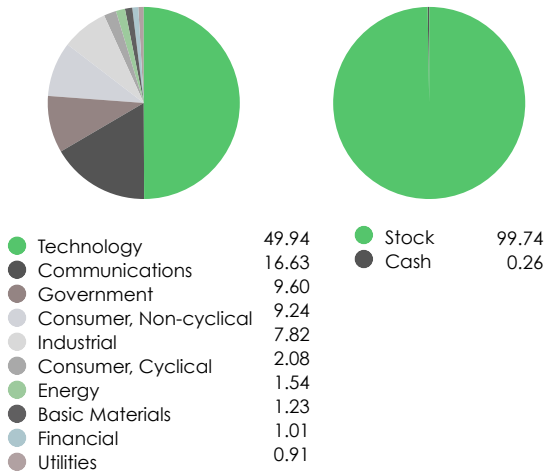


Investment Strategy

The Ostrica Public Private Equity Fund provides exposure to three proven Ostrica investment categories (Developed Markets, Emerging Markets and Guts & Quants). Ostrica creates a focused portfolio with exposure to secular growth themes through means of individual stocks and similar instruments, that focuses on unique companies with strong balance sheets and growth positions within their specific areas. The final weight to Developed Market stocks, Emerging Market stocks and Guts & Quants stocks is dependent on quantitative models that rebalance monthly, which include both top down and idiosyncratic variables. Ostrica uses specific principles of strong risk management providing the fund with a stable investment. Making use of the newest technology, smart algorithms and big data, we create outperforming equity portfolios with downside risk protection. This means our portfolio is hedged in falling markets and leveraged in soaring markets. To create a hedged position for protection, we sell equity and currency futures contracts on equity indices and currencies.

Investment Strategy

Equity Sectors (%)



Asset Allocations (%)

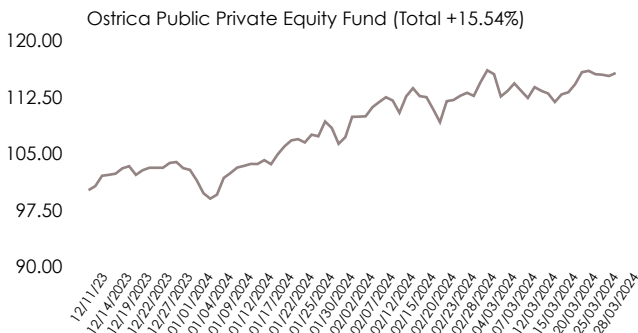
Performance Annualized (%)

Return (Total)	15.54
Max Drawdown	-4.68
Std Dev	15.53
Sharpe Ratio	3.27
Beta	1.43
Sortino Ratio	5.01
Jensen's Alpha	0.46

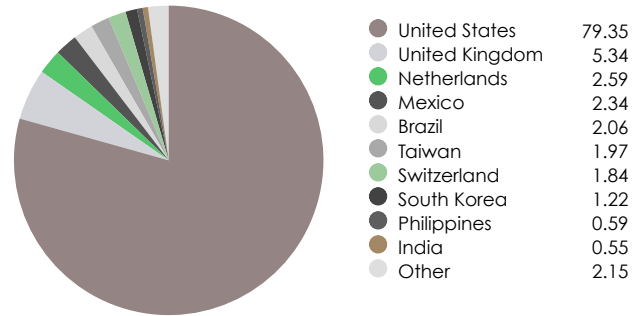
Key Facts

BaseCurrency	Euro
Firm name	Ostrica B.V.
Investment Type	Open-End Fund
Management Fee	1.25
Inception Date	11/12/2023
Fund Size	22,554,748
ISIN	NL0015001QZ0
Latest Dividend	N/A
Latest Dividend Date	N/A
Global Category	Global Equity Large Cap
Morningstar rating	N/A

Investment Growth (%)



Equity Country Exposure Top 10



Top 10 Holdings (%)

United States Treasury Note/Bond 3.00%	5.22
NVIDIA Corp	5.07
United States Treasury Note/Bond 2.12%	4.38
Wise PLC	3.79
Advanced Micro Devices Inc	3.49
AppLovin Corp	3.31
Intuit Inc	3.06
Dell Technologies Inc	3.03
ServiceNow Inc	3.02
Microsoft Corp	3.01

IMorningstar Style Box (%)

	Value	Blend	Growth	Datapoint Name
Small				Equity Style Box (L) Largest Blend
				Market Cap Large 76.95
				Market Cap Mid 3.80
Mid				Market Cap Small 4.39
				Not Classified 14.86
Large				

Monthly Returns (%)

	Jan	Feb	Mar	Apr	May	Jun	Jul	Aug	Sep	Oct	Nov	Dec
2024	3,15	7,70	1,06									
2023											2,92	