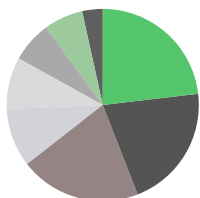
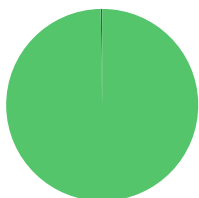


The Ostrica Guts and Quants Fund primarily invests in US Listed Stocks of smaller promising companies with a market capitalization between 200 million and 2 billion USD, the so-called Small Caps. Ostrica creates a diversified portfolio with a broad spread of individual stocks and similar instruments, based on behavioral psychological factors, valuation, fundamental balance variables and expectations. Ostrica uses specific principles of strong risk management providing the fund with a stable investment. Making use of the newest technology, smart algorithms and big data, we create outperforming equity portfolios with downside risk protection. This means our portfolio is hedged in falling markets and leveraged in soaring markets. To create a hedged position for protection, we sell equity and currency futures contracts on equity indices and currencies.

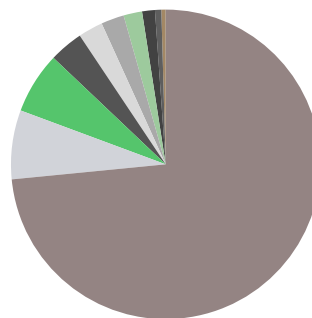


Consumer, Cyclical	23.14
Consumer, Non-cyclical	20.93
Industrial	20.37
Energy	9.89
Basic Materials	8.70
Financial	6.89
Communications	6.61
Technology	3.46



Stock	100,00
Cash	
Leverage	4.47
US Futures	4.47
EU Futures	0.00

Asset Allocations (%)



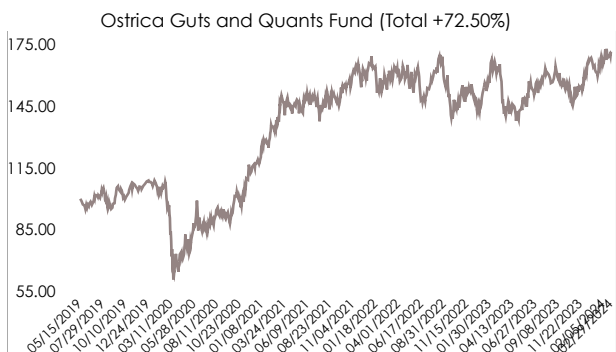
United States	73.44
Canada	7.21
France	6.42
United Kingdom	3.55
Spain	2.58
Germany	2.40
Netherlands	1.94
Belgium	1.34
Jersey	0.66
Ireland	0.45

Return	11.90
Max Drawdown	-44.16
Std Dev	24.75
Sharpe Ratio	0.46
Beta	0.82
Sortino Ratio	0.59
Jensen's Alpha	6.07

Hovnanian Enterprises Inc	3.92
Celestica Inc	3.21
XPO Inc	2.56
Guess? Inc	2.10
Collegium Pharmaceutical Inc	2.08
Owens & Minor Inc	2.06
Enova International Inc	1.94
Telephone and Data Systems Inc	1.86
Sylvamo Corp	1.83
Sanmina Corp	1.79

BaseCurrency	Euro
Firm name	Ostrica B.V.
Investment Type	Open-End Fund
Management Fee	2.00
Inception Date	15/05/2019
Fund Size	28,863,548.23
ISIN	NL0013474216
Latest Dividend	0.30
Latest Dividend Date	01/07/2021
Global Category	US Equity Small Cap
Morningstar rating	N/A

	Value	Blend	Growth	Datapoint Name	
Small				Equity Style Box (L)	Small Value
	Mid			Market Cap Large	11.53
				Market Cap Mid	20.75
				Market Cap Small	61.62
	Large			Not Classified	6.10



	Jan	Feb	Mar	Apr	May	Jun	Jul	Aug	Sep	Oct	Nov	Dec
2024	-0,84	3,45										
2023	11,00	1,08	-8,94	-3,34	1,54	7,64	4,78	-0,85	-2,54	-6,65	4,45	8,59
2022	-5,04	2,45	-0,41	-0,65	0,07	-7,32	9,99	-2,52	-12,24	11,11	1,05	-7,22
2021	5,17	8,41	9,10	-1,77	1,23	1,72	-2,37	2,96	0,84	3,31	-0,33	5,86
2020	-6,10	-6,55	-25,73	9,95	9,58	3,88	-1,54	5,28	1,04	4,19	16,37	5,55
2019					-4,99	5,08	5,65	-7,05	6,25	0,43	1,01	2,72