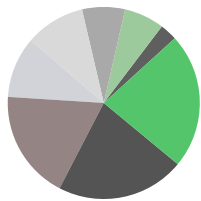
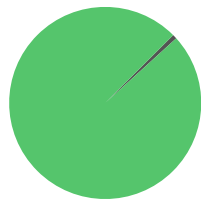




The Ostrica Guts and Quants Fund primarily invests in US Listed Stocks of smaller promising companies with a market capitalization between 200 million and 2 billion USD, the so-called Small Caps. Ostrica creates a diversified portfolio with a broad spread of individual stocks and similar instruments, based on behavioral psychological factors, valuation, fundamental balance variables and expectations. Ostrica uses specific principles of strong risk management providing the fund with a stable investment. Making use of the newest technology, smart algorithms and big data, we create outperforming equity portfolios with downside risk protection. This means our portfolio is hedged in falling markets and leveraged in soaring markets. To create a hedged position for protection, we sell equity and currency futures contracts on equity indices and currencies.

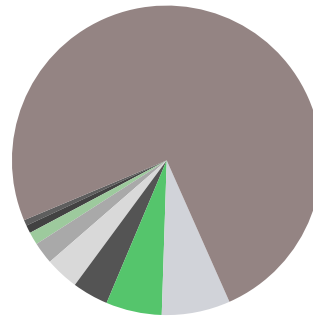


Consumer, Cyclical	22.75
Consumer, Non-cyclical	21.61
Industrial	18.40
Basic Materials	10.25
Energy	10.10
Communications	7.22
Financial	6.76
Technology	2.91



Stock	99.27
Cash	0.73
Leverage:	9,10%
US Futures	9,10
EU Futures	0,00

Asset Allocations (%)



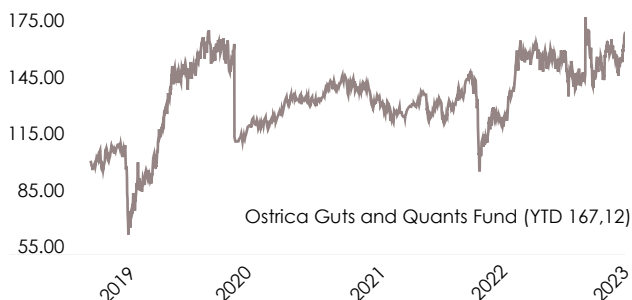
United States	74.67
France	7.16
Canada	5.84
United Kingdom	3.76
Germany	3.51
Spain	2.29
Belgium	1.33
Netherlands	0.83
Ireland	0.61

Return	11.18
Max Drawdown	- 44.16
Std Dev	25.57
Sharpe Ratio	0.46
Beta	0.68
Sortion Ratio	3.13
Skewness	- 0.70

United States Treasury Note/Bond 0.87%	4.10
Hovnanian Enterprises Inc	3.75
Centrus Energy Corp	2.30
Telephone and Data Systems Inc	2.14
Celestica Inc	2.13
Celestica Inc	2.13
Guess? Inc	1.83
XPO Inc	1.79
Matson Inc	1.68
Collegium Pharmaceutical Inc	1.67

BaseCurrency	Euro
Firm name	Ostrica B.V.
Investment Type	Open-End Fund
Management Fee	2.00
Inception Date	17/04/2019
Fund Size	20.480.793
ISIN	NL0013474216
Latest Dividend	0.30
Latest Dividend Date	01/07/2021
Global Category	US Equity Small Cap
Morningstar rating	N/A

	Value	Blend	Growth	Datapoint Name	
Large				Equity Style Box (L)	Small Value
				Market Cap Large	5.11
Mid				Market Cap Mid	24.06
				Market Cap Small	66.91
Small				Not Classified	3.92



	Jan	Feb	Mar	Apr	May	Jun	Jul	Aug	Sep	Oct	Nov	Dec
2023	11,00	1,08	-8,94	-3,34	1,54	7,64	4,78	-0,85	-2,54	-6,65	4,45	8,59
2022	-5,04	2,45	-0,41	-0,65	0,07	-7,32	9,99	-2,52	-12,24	11,11	1,05	-7,22
2021	5,17	8,41	9,10	-1,77	1,23	1,72	-2,37	2,96	0,84	3,31	-0,33	5,86
2020	-6,10	-6,55	-25,73	9,95	9,58	3,88	-1,54	5,28	1,04	4,19	16,37	5,55
2019					-4,99	5,08	5,65	-7,05	6,25	0,43	1,01	2,72