

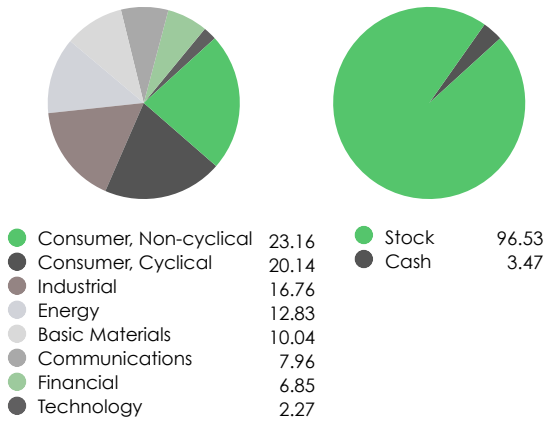


Investment Strategy

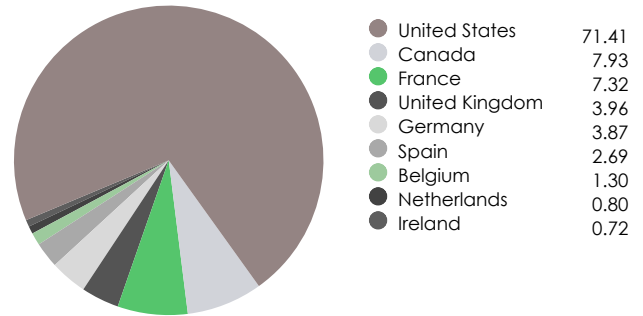
The Ostrica Guts and Quants Fund primarily invests in US Listed Stocks of smaller promising companies with a market capitalization between 200 million and 2 billion USD, the so-called Small Caps. Ostrica creates a diversified portfolio with a broad spread of individual stocks and similar instruments, based on behavioral psychological factors, valuation, fundamental balance variables and expectations. Ostrica uses specific principles of strong risk management providing the fund with a stable investment.

Investment Strategy

Equity Sectors (%)



Equity Country Exposure Top 10



Performance Annualized (%)

Return	8.75
Max Drawdown	-44.16
Std Dev	25.84
Sharpe Ratio	0.36
Beta	0.67
Sortion Ratio	3.07
Skewness	-0.70

Top 10 Holdings (%)

Centrus Energy Corp	3.24
Telephone and Data Systems Inc	2.63
Guess? Inc	2.47
Obsidian Energy Ltd	2.46
Celestica Inc	2.45
Celestica Inc	2.45
Callon Petroleum Co	2.38
SP Plus Corp	2.37
XPO Inc	2.24
Hovnanian Enterprises Inc	2.07

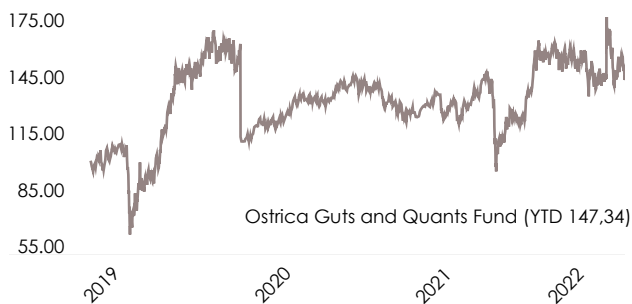
Key Facts

BaseCurrency	Euro
Firm name	Ostrica B.V.
Investment Type	Open-End Fund
Management Fee	2.00
Inception Date	17/04/2019
Fund Size	17.102.334
ISIN	NL0013474216
Latest Dividend	0.30
Latest Dividend Date	01/07/2021
Global Category	US Equity Small Cap

iMorningstar Style Box (%)

	Value	Blend	Growth	Datapoint Name	
Large				Equity Style Box (L)	Small Value
				Market Cap Large	4.65
Mid				Market Cap Mid	20.54
				Market Cap Small	71.74
Small				Not Classified	3.08

Investment Growth (%)



Monthly Returns (%)

	Jan	Feb	Mar	Apr	May	Jun	Jul	Aug	Sep	Oct	Nov	Dec
2023	11,00	1,08	-8,94	-3,34	1,54	7,64	4,78	-0,85	-2,54	-6,65		
2022	-5,04	2,45	-0,41	-0,65	0,07	-7,32	9,99	-2,52	-12,24	11,11	1,05	-7,22
2021	5,17	8,41	9,10	-1,77	1,23	1,72	-2,37	2,96	0,84	3,31	-0,33	5,86
2020	-6,10	-6,55	-25,73	9,95	9,58	3,88	-1,54	5,28	1,04	4,19	16,37	5,55
2019					-4,99	5,08	5,65	-7,05	6,25	0,43	1,01	2,72