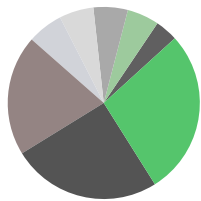
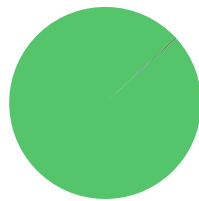




The Ostrica Guts and Quants Fund primarily invests in US Listed Stocks of smaller promising companies with a market capitalization between 200 million and 2 billion USD, the so-called Small Caps. Ostrica creates a diversified portfolio with a broad spread of individual stocks and similar instruments, based on behavioral psychological factors, valuation, fundamental balance variables and expectations. Ostrica uses specific principles of strong risk management providing the fund with a stable investment.

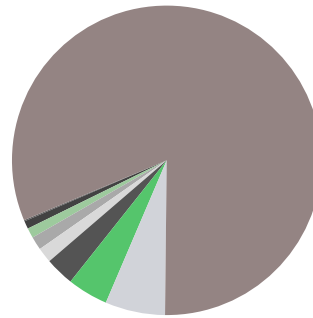


Consumer, Cyclical	27,81
Industrial	25,15
Consumer, Non-cyclical	20,27
Basic Materials	5,99
Energy	5,79
Communications	5,78
Financial	5,39
Technology	3,81



Stock	99,82
Cash	0,18

Asset Allocations (%)



United States	81,48
France	6,26
Germany	4,25
United Kingdom	3,02
Spain	1,59
Canada	1,40
Belgium	1,04
Netherlands	0,82
Ireland	0,13

Investment Strategy

Equity Country Exposure Top 10

Top 10 Holdings (%)

iMorningstar Style Box (%)

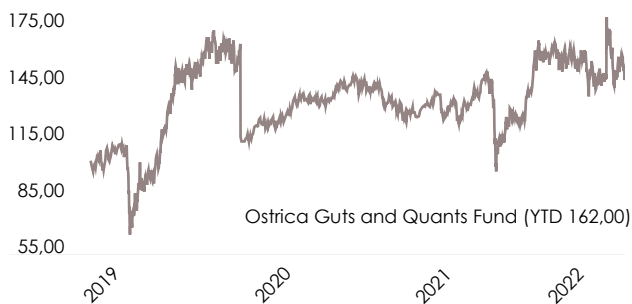
Monthly Returns (%)

Return	12,85
Max Drawdown	- 44,16
Std Dev	26,80
Sharpe Ratio	0,50
Beta	0,62
Sortion Ratio	3,57
Skewness	- 0,75

Titan Machinery Inc	2,99
Atkore Inc	2,66
ArcBest Corp	2,28
Cars.com Inc	2,13
Builders FirstSource Inc	2,10
Abercrombie & Fitch Co	2,08
AAR Corp	1,96
Comstock Resources Inc	1,95
Hovnanian Enterprises Inc	1,90
Green Brick Partners Inc	1,87

BaseCurrency	Euro
Firm name	Ostrica B.V.
Investment Type	Open-End Fund
Management Fee	2,00
Inception Date	17/04/2019
Fund Size	18.318.526,2
ISIN	NL0013474216
Latest Dividend	0,30
Latest Dividend Date	02/07/2021
Global Category	US Equity Small Cap

	Value	Blend	Growth	Datapoint Name	
Large				Equity Style Box (L)	Small Value
				Market Cap Large	6,5
Mid				Market Cap Mid	27,33
				Market Cap Small	61,49
Small				Not Classified	4,68



	Jan	Feb	Mar	Apr	May	Jun	Jul	Aug	Sep	Oct	Nov	Dec
2023	11,00	1,08										
2022	- 5,04	2,45	- 0,41	- 0,65	0,07	- 7,32	9,99	- 2,52	- 12,24	11,11	1,05	- 7,22
2021	5,17	8,41	9,10	- 1,77	1,23	1,72	- 2,37	2,96	0,84	3,31	- 0,33	5,86
2020	- 6,10	- 6,55	- 25,73	9,95	9,58	3,88	- 1,54	5,28	1,04	4,19	16,37	5,55
2019					- 4,99	5,08	5,65	- 7,05	6,25	0,43	1,01	2,72