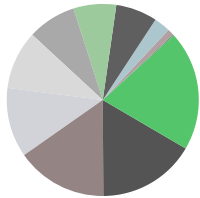
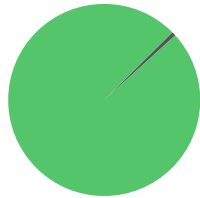


The Ostrica Equities Emerging Markets Fund invests globally in stocks in emerging markets, predominantly in the Asia, Emerging Europe and Latin America. The investment strategy is twofold: we manage a portfolio of stocks using a quant based multi-factor model and we run a futures overlay strategy using momentum and volatility models derived from futures trading models to protect the portfolio from heavy losses on world equity markets. Making use of the newest technology, smart algorithms and big data, we create outperforming equity portfolios with downside risk protection. This means our portfolio on average is 65% net invested and 35% net hedged. To create a hedged position for protection, we sell equity and currency futures contracts on emerging markets equity indices and currencies.

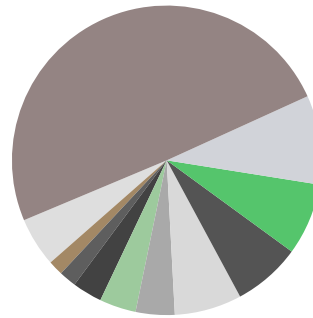


Communications	20,18
Technology	16,47
Financial	15,37
Energy	11,74
Consumer, Non-cyclical	9,87
Basic Materials	8,19
Consumer, Cyclical	7,20
Industrial	6,98
Utilities	2,74
Funds	1,11
Diversified	0,15



Stock	99,32
Cash	0,68

Asset Allocations (%)



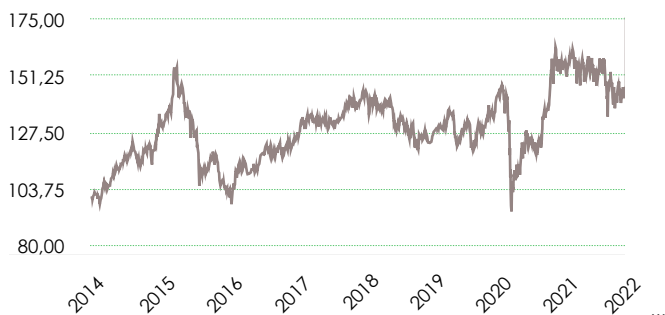
China	49,52
Taiwan	9,31
India	7,52
South Korea	7,10
Brazil	7,03
Russia	4,07
Mexico	3,82
South Africa	3,11
Hungary	1,81
Malaysia	1,55
Other	5,16

Return	4,30
Max Drawdown	- 39,08
Std Dev	16,84
Sharpe Ratio	0,28
Beta	1,55
Sortion Ratio	0,36

Taiwan Semiconductor Manufacturing Co Ltd	5,29
Tencent Holdings Ltd	4,16
Samsung Electronics Co Ltd	3,98
Alibaba Group Holding Ltd	2,71
NetEase Inc	2,70
Baidu Inc	2,68
Hon Hai Precision Industry Co Ltd	2,02
State Bank of India	1,83
America Movil SAB de CV	1,82
Petroleo Brasileiro SA	1,65

BaseCurrency	Euro
Firm name	Ostrica B.V.
Investment Type	Open-End Fund
Management Fee	1,00
Inception Date	24/01/2014
Fund Size	47.121.876,70
ISIN	NL0010649737
Latest Dividend	0,13
Latest Dividend Date	01/07/2022
Global Category	Global Emerging Markets Equity

	Value	Blend	Growth	Datapoint Name
Large				Equity Style Box (L) Largest Value
				Market Cap Large 83,61
Mid				Market Cap Mid 9,93
				Market Cap Small 1,76
Small				Not Classified 8,32



	Jan	Feb	Mar	Apr	May	Jun	Jul	Aug	Sep	Oct	Nov	Dec
2022	2,49	- 4,95	- 0,52	- 1,01	0,85	- 2,59	0,35					
2021	3,79	3,69	2,19	- 0,60	1,08	2,52	- 5,56	2,45	- 1,88	0,88	- 3,76	1,93
2020	- 5,31	- 5,66	- 17,35	5,39	1,31	4,71	3,01	- 0,51	- 0,60	0,55	10,38	6,65
2019	4,33	0,14	1,74	2,29	- 7,47	3,61	1,28	- 4,34	3,39	2,08	1,75	6,74
2018	2,11	- 1,91	- 1,77	0,90	- 1,12	- 5,80	2,81	- 2,54	0,29	- 5,91	2,76	- 2,33
2017	3,05	4,48	2,08	- 1,16	- 0,90	- 0,13	- 0,11	1,52	1,64	4,46	- 2,24	2,26
2016	- 4,17	3,17	7,79	- 1,11	- 0,53	0,72	4,82	0,76	- 0,92	2,39	1,01	- 0,30
2015	7,46	3,10	4,15	5,23	- 1,80	- 6,52	- 6,54	11,53	- 1,29	4,29	- 0,52	- 6,99
2014		1,35	3,16	- 0,04	4,77	2,27	3,87	2,95	- 2,80	3,07	1,71	- 0,29