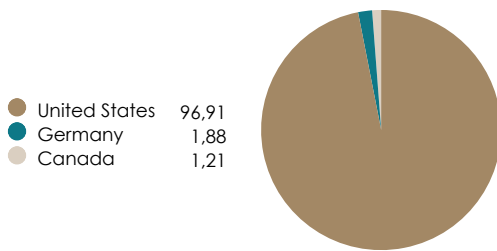


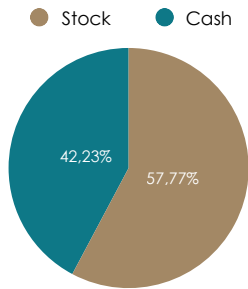
## Investment Strategy

The Ostrica Guts and Quants Fund primarily invests in US Listed Stocks of smaller promising companies with a market capitalization between 200 million and 2 billion USD, the so-called Small Caps. Ostrica creates a diversified portfolio with a broad spread of individual stocks and similar instruments, based on behavioral psychological factors, valuation, fundamental balance variables and expectations. Ostrica uses specific principles of strong risk management providing the fund with a stable investment.

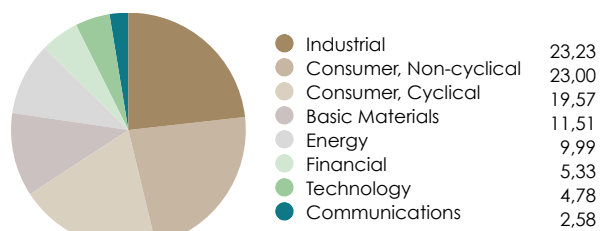
### Equity Country Exposure (%)



### Asset Allocation (%)



### Equity Sectors (%)



### Performance Annualized (%)

Return	12,51
Max Drawdown	- 44,16
Std Dev	27,83
Sharpe Ratio	0,47
Beta	0,55
Sortino Ratio	3,96
Skewness	- 0,81

### Top 10 Holdings (%)

United States Treasury Note/Bond 0.13%	11,35
United States Treasury Note/Bond 1.63%	7,58
Comstock Resources Inc	3,01
Atkore Inc	2,35
Titan Machinery Inc	2,27
Meridian Bioscience Inc	2,25
Owens & Minor Inc	2,20
Civitas Resources Inc	2,19
ArcBest Corp	2,11
Builders FirstSource Inc	2,06

### Key Facts

BaseCurrency	Euro
Firm name	Ostrica B.V.
Investment Type	Open-End Fund
Management Fee	1,00
Inception Date	15/05/2019
Fund Size	15.869.871,19
ISIN	NL0013474216
Latest Dividend	0,30
Latest Dividend Date	02/07/2021
Global Category	US Equity Small Cap

### Monthly Returns (%)

	Jan	Feb	Mar	Apr	May	Jun	Jul	Aug	Sep	Oct	Nov	Dec
2022	-5,0	2,5	-0,4	-0,7	0,1	-7,3						
2021	5,2	8,4	9,1	-1,8	1,2	1,7	-2,4	3,0	0,8	3,3	-0,3	5,9
2020	-6,1	-6,6	-25,7	10,0	9,6	3,9	-1,5	5,3	1,0	4,2	16,4	5,6
2019	-	-	-	-	-5,0	5,1	5,7	-7,1	6,3	0,4	1,0	2,7

### !Morningstar Style Box (%)

	Value	Blend	Growth	Datapoint Name	Value
Large				Equity Style Box (L)	Large Value
				Market Cap Large	1,48
Mid				Market Cap Mid	20,12
				Market Cap Small	35,88
Small				Not Classified	56,87

### Investment Growth (%)

