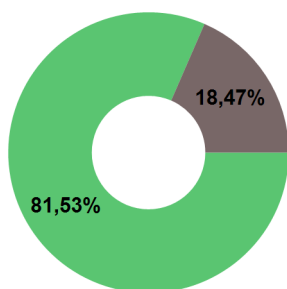


## 1. TOTALE WAARDE

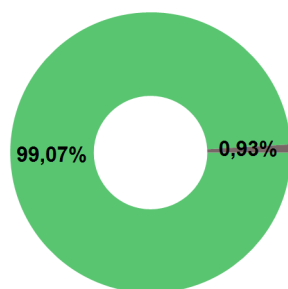
OSTR Equities Developed Markets Fund	€	178.668.891,64
OSTR Equities Emerging Markets Fund	€	51.376.462,89
OSTR Global High Yield Bond Fund	€	22.600.725,85
OSTR Emerging Market Debt Fund	€	24.846.624,57
OSTR Guts and Quants Fund	€	19.297.582,60
OSTR Global Total Return High Grade Bond Fund	€	46.717.317,34
		-----+
Ostrica Global Active Investment Fund	€	343.507.604,89

## 2. VERMOGENSVERDELING

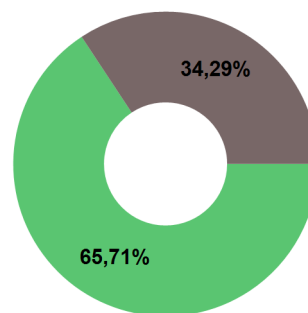
OSTR Equities Developed Markets Fund



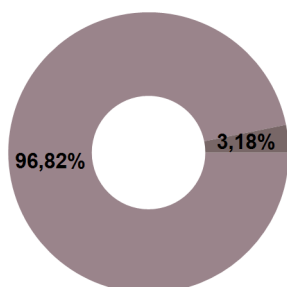
OSTR Equities Emerging Markets Fund



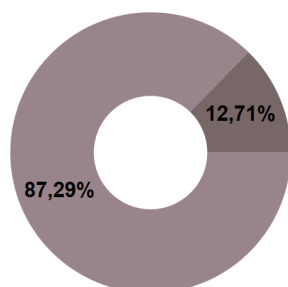
OSTR Guts and Quants Fund



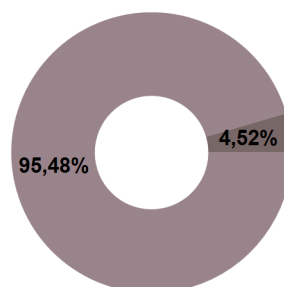
OSTR Global Total Return High Grade Bond Fund



OSTR Global High Yield Bond Fund



OSTR Emerging Market Debt Fund



Obligaties  
 Aandelen  
 Kasgelden

\* Peildatum 31 mei 2022

### 3. UITSTAANDE PARTICIPATIES

OSTR Equities Developed Markets Fund	8.817.114,59
OSTR Equities Emerging Markets Fund	3.679.509,28
OSTR Global High Yield Bond Fund	2.567.938,16
OSTR Emerging Market Debt Fund	2.600.985,20
OSTR Guts and Quants Fund	121.662,45
OSTR Global Total Return High Grade Bond Fund	4.876.581,62

### 4. KOERS

OSTR Equities Developed Markets Fund	NL0010649729	€	20,26
OSTR Equities Emerging Markets Fund	NL0010649737	€	13,96
OSTR Global High Yield Bond Fund	NL0010649794	€	8,80
OSTR Emerging Market Debt Fund	NL0010649802	€	9,55
OSTR Guts and Quants Fund	NL0013474216	€	158,62
OSTR Global Total Return High Grade Bond Fund	NL00150007Y0	€	9,58

\* Peildatum 31 mei 2022

Disclaimer - Ostrica heeft aan de samenstelling van deze publicatie de uiterste zorg besteed. Aansprakelijkheden voor eventuele onjuistheden kunnen wij niet aanvaarden. Beleggen brengt risico met zich mee. De waarde van uw belegging kan fluctueren. In het verleden behaalde resultaten bieden geen garantie voor de toekomst.