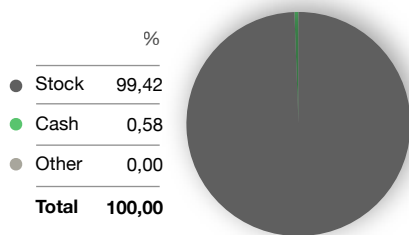




Investment Strategy

The Ostrica Guts and Quants Fund invests primarily in shares (including regular and preferred shares) of companies domiciled in and listed and traded on a regulated market in the United States, across a variety of industries and sub-industries. The investments are broadly spread over several individual equities and similar instruments, based on behavioral psychological factors, appreciation, basic balance sheet variables and expectations. The Guts and Quants fund strives for higher returns and is prepared to take higher risks, with a long-term investment horizon of at least 10 years.

Asset Allocation



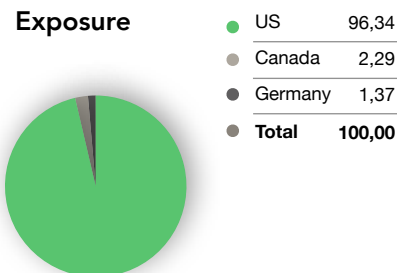
Top 10 Holdings

	Portfolio Weighting %
Titan Machinery Inc	3,38
ArcBest Corp	3,37
Atkore Inc	3,29
Builders FirstSource Inc	2,91
Owens & Minor Inc	2,87
Schnitzer Steel Industries Inc	2,66
Kraton Corp	2,39
Spectrum Brands Holdings Inc	2,37
Civitas Resources Inc	2,34
Carriage Services Inc	2,20

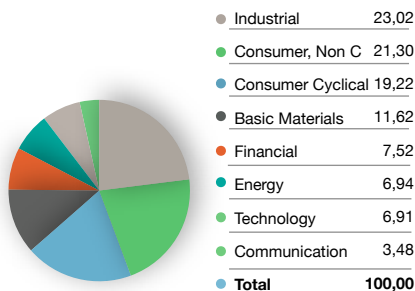
Key Facts

Base Currency	Euro
Firm Name	Ostrica B.V.
Investment Type	Open-End Fund
Management Fee	1,00
Inception Date	15/05/2019
Fund Size	16.042.620,87
ISIN	NL0013474216
Latest Dividend	0,30
Latest Dividend Date	2/7/2021
Global Category	US Equity Small Group

Equity Country Exposure



Equity Sectors



Performance Annualized

Time Period: Since Inception to 30/11/2021

Return	17,61
Max Drawdown	-44,16
Std Dev	29,16
Sharpe Ratio	0,62
Beta	0,34
Sortino Ratio	4,64
Skewness	-0,86

Investment Growth Time Period: 7/7/2014 to 30/11/2021



Monthly Returns

	Jan	Feb	Mar	Apr	May	Jun	Jul	Aug	Sep	Oct	Nov	Dec	Year
2021	5,2	8,4	9,1	-1,8	1,2	1,7	-2,4	3,0	0,8	3,3	-0,3		31,3
2020	-6,1	-6,6	-25,7	10,0	9,6	3,9	-1,5	5,3	1,0	4,2	16,4	5,6	9,3
2019					-5,0	5,1	5,7	-7,1	6,3	0,4	1,0	2,7	8,6

!Morningstar Style Box

Value Blend Growth	Datapoint Name	%									
<table border="1"> <tr><td></td><td></td><td></td></tr> <tr><td></td><td></td><td></td></tr> <tr><td>Small</td><td>Mid</td><td>Large</td></tr> </table>							Small	Mid	Large	Equity Style Box (L)	Large Value
Small	Mid	Large									
	Market Cap Giant	0									
	Market Cap Large %	7.77									
	Market Cap Mid %	28.15									
	Market Cap Small %	64.08									
	Market Cap Micro %	0,00									