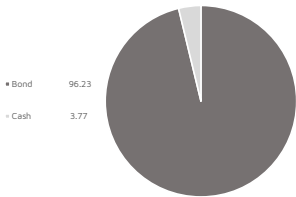


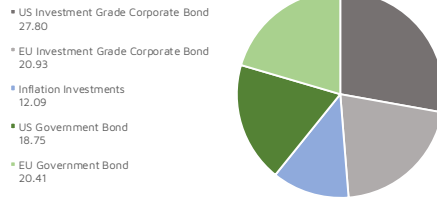
Investment Strategy

The Ostrica Super Safe Bond Fund predominantly invests in government bonds issued by Eurozone based countries and the United States and its subsidiary agencies as well as corporate bonds issued by companies from the Eurozone and the United States and inflation linked bonds issued by Eurozone based countries. Ostrica uses forward looking models to calculate the probability of interest rate rises across the yield curve and actively manages the duration of the fund accordingly. We monitor the various country CDS's continuously to take advantage of the spreads between countries. The USD exposure is hedged to Euro using currency futures, but we can profit from price changes of the dollar against the Euro. Using a model which tracks Fx developments we can identify strong trends and exploit these by (partly) open up the hedge. We use forward looking models to calculate the probability of default and a fair value spread of the bonds in the universe. ETFs are being used for tactical asset allocation purposes: active duration management, active spread management & active management of liquidity premia. Using these principles of strong risk management, the fund provides a very stable investment in government and corporate bonds with upside potential.

Asset Allocation



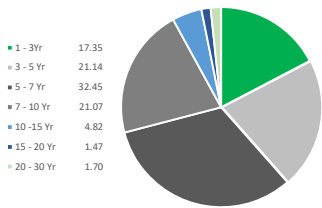
Asset Composition



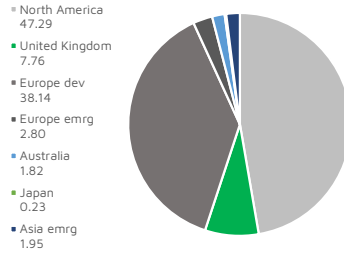
Key Facts

BaseCurrency	Euro
Firm name	Ostrica B.V.
Investment Type	Open-End Fund
Management Fee	0.75
Inception Date	10/05/2021
Yield To Maturity	0.75
Modified Duration	-0.92
Fund Size	49035946.36
ISIN	NL00150007YO
Global Category	Fixed Income

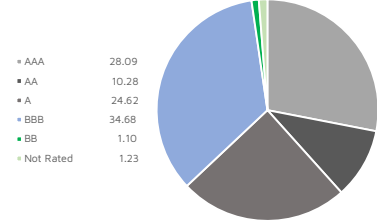
Maturity Allocation



Region Allocation



Rating Allocation



Top 10 Holdings

	Portfolio Weighting %
Italy Buoni Poliennali Del Tesoro 3.10%	2.34
United States Treasury Inflation Indexed Bonds 0.38%	2.17
Spain Government Inflation Linked Bond 1.80%	2.05
United States Treasury Note/Bond 5.25%	1.81
United States Treasury Inflation Indexed Bonds 0.63%	1.66
French Republic Government Bond OAT 2.10%	1.60
United States Treasury Note/Bond 2.63%	1.52
United States Treasury Inflation Indexed Bonds 0.88%	1.51
Italy Buoni Poliennali Del Tesoro 1.35%	1.46
United States Treasury Inflation Indexed Bonds 0.13%	1.40

Portfolio Lookthrough

